

## Bridging Brain and Behavior: An Integrative Approach to Neurology, Psychiatry, and Neuro-Surgical Care

**María Grazzia Gutierrez Chacon**  
Hospital Militar "Dr Carlos Arvelo".  
[Maria.grazziag@gmail.com](mailto:Maria.grazziag@gmail.com)  
<https://orcid.org/0009-0007-0002-8934>

**Jorge Che Enseñat**  
HOSPITAL SAN FERNANDO  
[jorgecheensenat@gmail.com](mailto:jorgecheensenat@gmail.com)  
<https://orcid.org/0009-0002-3349-082X>

**Lina Maria Garrido Moreno**  
Independiente  
[marygarridomoreno@gmail.com](mailto:marygarridomoreno@gmail.com)  
<https://orcid.org/0009-0009-8579-253X>

**Francisco Javier Tapias Gutiérrez**  
Universidad Cooperativa de Colombia seccional -  
santa marta  
[francisco.javier.19@hotmail.com](mailto:francisco.javier.19@hotmail.com)  
<https://orcid.org/0009-0000-3096-4722>

**Zuleika Morales**  
UNIVERSIDAD LATINA DE PANAMA  
[moraleszulie@gmail.com](mailto:moraleszulie@gmail.com)  
<https://orcid.org/0009-0006-5766-802X>

**Astrid Yaneth Méndez Ortega**  
Universidad Francisco Marroquín  
[aymendez@ufm.edu](mailto:aymendez@ufm.edu)  
<https://orcid.org/0000-0001-5434-2741>

**Juan José Valero**  
Instituto Clinica la Florida  
[brainandspine999@gmail.com](mailto:brainandspine999@gmail.com)  
<https://orcid.org/0009-0008-2907-0623>

**Nathy Rodriguez Pequeño**  
Hospital Angeles Universidad  
[nathyrdzp@hotmail.com](mailto:nathyrdzp@hotmail.com)  
<https://orcid.org/0009-0000-4957-5639>

Received: 30-Mar-2026 | Accepted: 30-Mar-2026 | Published: 02-Apr-2026

\* Corresponding Author: [Maria.grazziag@gmail.com](mailto:Maria.grazziag@gmail.com)

**How to cite this article:** Gutierrez Chacon, M. G., Garrido Moreno, L. M., Morales, Z., Valero, J. J., Che Enseñat, J., Tapias Gutiérrez, F. J., Méndez Ortega, A. Y., & Rodriguez Pequeño, N. (2026). Bridging Brain and Behavior: An Integrative Approach to Neurology, Psychiatry, and Neuro-Surgical Care. México. International Science Journal "TheSci". 3 (1) 382-403. Quality Consulting Instituto de Educación Capacitación y Certificación de México. <https://ieccmexico.com/thesci>

**Copyright (c).** 2026 Gutierrez Chacon, M. G., Garrido Moreno, L. M., Morales, Z., Valero, J. J., Che Enseñat, J., Tapias Gutiérrez, F. J., Méndez Ortega, A. Y., & Rodriguez Pequeño, N.; This is an open access article distributed under the terms of the Attribution 4.0 International (CC BY-NC-SA 4.0) International Science Journal "TheSci". Mexico Review/ Vol. 3, N. 1 / pp. 382-403/ January-June 2026 / e-ISSN: 3122-3591 / p-ISSN: 3122-3753. Research Article

### ABSTRACT

The growing convergence between neurology and psychiatry has led to the emergence of the brain–mind continuum as a unifying framework for understanding disorders affecting cognition, behavior, and neurological function. This review aims to analyze and synthesize recent high-impact evidence on the integration of neurological and psychiatric perspectives in modern clinical practice, including implications for general surgery and hospital-based care. A structured narrative review was conducted using 20 peer-reviewed articles published from 2020 onward, selected from major scientific databases and journals. The analysis focused on shared neurobiological mechanisms, overlapping clinical manifestations, perioperative implications, and international applicability, particularly in healthcare systems such as those of Mexico, Colombia,

and Ecuador. The results demonstrate that neural circuitry dysfunction, genetic factors, and neuroinflammatory processes constitute common pathways across a wide range of conditions. Additionally, significant overlap was identified in clinical presentations, including mood, cognitive, and behavioral disturbances. Emerging approaches such as neuroimaging, computational psychiatry, biomarkers, and precision medicine further support an integrative model of care. The findings highlight the limitations of traditional categorical classifications and emphasize the need for interdisciplinary diagnostic and therapeutic strategies. In conclusion, the brain–mind continuum represents a clinically relevant and scientifically supported framework that enhances patient care, promotes interdisciplinary collaboration, and provides a foundation for future research and medical education.

### KEYWORDS

*brain–mind continuum, neuropsychiatry, neural circuits, neuroinflammation, precision psychiatry, neuroimaging, cognitive dysfunction, interdisciplinary care, perioperative neurocognitive disorders, global health*

### INTRODUCTION

The traditional separation between neurological and psychiatric disorders has progressively become insufficient to explain the complexity of brain-related diseases in contemporary clinical practice. Increasing evidence supports the concept of a **brain–mind continuum**, in which structural, functional, and biochemical alterations of the central nervous system manifest simultaneously as neurological and psychiatric symptoms. This paradigm shift has significant implications for diagnosis, treatment, and interdisciplinary collaboration, particularly in settings where clinical decision-making must integrate cognitive, behavioral, and somatic dimensions of disease [1], [6].

Neurological disorders frequently present with psychiatric comorbidities, including depression, anxiety, and behavioral disturbances, which significantly impact prognosis and quality of life. Conversely, psychiatric disorders are increasingly recognized as conditions with identifiable neurobiological substrates, involving alterations in neural circuits, neurotransmitter systems, and immune responses [9], [11]. The global burden of these intertwined conditions is substantial, with mental and neurological disorders collectively representing one of the leading causes of disability worldwide, emphasizing the urgent need for integrative clinical frameworks [8].

Recent advances in neuroimaging, computational neuroscience, and molecular biology have strengthened the conceptual bridge between neurology and psychiatry. Functional neuroimaging studies have demonstrated consistent abnormalities in brain networks associated with mood, cognition, and behavior, supporting the hypothesis that psychiatric conditions are deeply rooted in neural circuitry dysfunction [7], [13]. Similarly, developments in psychiatric genetics and biomarker research have provided further evidence of shared pathophysiological mechanisms across traditionally distinct diagnostic categories [12], [17].

The emergence of **computational psychiatry** and machine learning applications has opened new avenues for understanding complex brain–behavior relationships. These approaches allow for the integration of large-scale datasets, enabling more precise characterization of disease phenotypes and fostering the development of personalized treatment strategies [3], [19]. In parallel, the concept of **precision psychiatry** has gained prominence, aiming to tailor interventions based on individual biological, psychological, and environmental profiles [18].

Another critical dimension in the brain–mind continuum is the role of neuroinflammation and immune dysregulation. Evidence suggests that inflammatory processes contribute to the pathogenesis of both neurological and psychiatric disorders, reinforcing the need for a unified model of disease that transcends traditional disciplinary boundaries [9], [15]. This integrative perspective is further supported by theoretical frameworks such as the free-energy principle, which conceptualizes brain function as a dynamic system aimed at minimizing uncertainty and optimizing adaptive behavior [16].

From a global health perspective, international organizations and recent large-scale studies have emphasized the necessity of transforming mental health care systems to incorporate neurological insights and vice versa. Efforts led by institutions such as the World Health Organization highlight the importance of integrated care models that address both neurological and psychiatric needs within a single framework [10], [20]. These recommendations are particularly relevant in low- and middle-income countries, including Mexico, Colombia, and Ecuador, where resource limitations and fragmented health systems pose additional challenges to comprehensive patient care.

Previous studies have explored various aspects of the brain–mind interface, including neuropsychiatric manifestations in neurodegenerative diseases, the neurobiological basis of mood disorders, and the role of digital technologies in behavioral assessment [2], [6], [7]. However, despite these advances, there remains a gap in the systematic integration of these findings into a cohesive clinical model applicable across diverse healthcare settings.

Based on this context, the present review aims to analyze and synthesize current evidence on the brain–mind continuum, focusing on its implications for modern clinical practice. The central research question guiding this work is: **How can the integration of neurological and psychiatric perspectives improve diagnostic accuracy, therapeutic strategies, and patient outcomes in contemporary healthcare systems?** From this question emerge key hypotheses suggesting that (1) shared neurobiological mechanisms underlie a wide spectrum of neurological and psychiatric conditions, (2) integrative diagnostic approaches enhance clinical precision, and (3) interdisciplinary management models lead to improved patient outcomes.

To address these questions, this review adopts a structured narrative approach, integrating findings from high-impact studies published from 2020 onward. The selection of literature prioritizes research indexed in major databases and reflects contributions from diverse international contexts, including Latin America. The methodological design aligns with the objective of synthesizing multidisciplinary evidence, allowing for a comprehensive understanding of the brain–mind continuum and its clinical relevance.

## DEVELOPMENT

The contemporary understanding of disorders affecting cognition, behavior, affect, and executive function increasingly supports a model in which neurology and psychiatry are not isolated disciplines, but rather complementary clinical perspectives applied to the same organ system. The brain–mind continuum proposes that brain pathology rarely respects traditional academic boundaries: structural lesions, network dysfunction, inflammatory signaling, neurotransmitter imbalance, and psychosocial stressors interact dynamically and often produce mixed clinical pictures. In practice, this means that depression after stroke, psychosis in epilepsy, apathy in neurodegeneration, anxiety in Parkinson’s disease, or cognitive impairment in major affective disorders should not be approached as separate phenomena, but as expressions of overlapping pathophysiological processes. Recent work in psychiatric genetics, network neuroscience, and translational neurobiology has reinforced this view by showing that many psychiatric syndromes and neurological conditions share partially convergent mechanisms rather than existing as fully independent disease entities [1], [5], [6], [12].

A central argument supporting this integrative framework is the growing evidence for **shared neural circuitry dysfunction**. Contemporary neuroimaging studies suggest that mood regulation, salience attribution, executive control, memory, and self-referential processing depend on large-scale distributed networks rather than isolated cortical regions. When these networks are altered, the clinical result may be labeled neurological, psychiatric, or both, depending on the dominant presentation and the context of evaluation. This is one reason why affective symptoms are so common in neurodegenerative disease and why cognitive or motivational deficits frequently accompany severe psychiatric illness. The relevance of this network-based approach is that it moves clinical reasoning away from rigid categorical diagnoses and toward a more dimensional understanding of symptoms, which is particularly useful in complex patients with overlapping neurological and psychiatric manifestations [3], [7], [11], [13].

Another major pillar of the brain–mind continuum is the role of **genetics and molecular vulnerability**. Research from the last decade, with increasing clinical implications after 2020, has shown that psychiatric disorders are highly polygenic and that their associated genetic signals often converge on neurodevelopmental, synaptic, inflammatory, and circuit-regulation pathways. This matters clinically because it undermines the outdated assumption that psychiatric disorders are “functional” in the sense of being biologically vague or secondary to purely subjective phenomena. Instead, they are increasingly understood as disorders of brain systems with measurable, though heterogeneous, biological correlates. At the same time, neurological diseases with clear structural substrates often include behavioral and emotional syndromes that cannot be dismissed as mere reactions to disability; they are part of the disease expression itself. Therefore, the modern clinician must be prepared to interpret psychiatric symptoms as biologically informative rather than diagnostically peripheral [4], [12], [17].

The **neuroimmune dimension** further strengthens the case for clinical integration. In recent years, inflammation has emerged as one of the most important bridges between neurology and psychiatry. Neuroimmune signaling is now implicated in depression, cognitive decline, neurodegeneration, stress vulnerability, and postoperative neurocognitive complications. This does not imply that all psychiatric illness is inflammatory, nor that biomarkers are sufficiently specific to replace clinical evaluation; however, it does mean that inflammatory burden, systemic disease, metabolic dysfunction, and immune activation can no longer be considered marginal to mental symptoms. In real-world practice, this perspective is especially relevant for patients with autoimmune disease, infection-related neuropsychiatric syndromes, chronic systemic inflammation, cancer, frailty, and postoperative complications. The shared inflammatory substrate helps explain why psychiatric decompensation may accompany neurological deterioration, and why neurological recovery may be incomplete when psychiatric and systemic factors remain untreated [9], [15].

A fourth area of major relevance is the development of **computational psychiatry, digital phenotyping, and precision-oriented models of care**. The increasing ability to combine neuroimaging, behavioral measurements, genetic data, electronic records, and symptom trajectories has transformed the way researchers conceptualize heterogeneity in brain disorders. Instead of forcing patients into overly broad categories, newer models aim to identify subtypes, risk profiles, and outcome trajectories that may be more clinically meaningful. Although implementation remains incomplete, the direction is clear: neurology and psychiatry are moving toward shared analytic platforms capable of capturing cognition, affect, perception, and behavior as interdependent outputs of brain function. This is highly relevant for teaching purposes because it shows students that future clinical practice will depend not only on classical semiology, but also on the integration of biomarkers, longitudinal monitoring, and data-driven interpretation [2], [3], [16], [18], [19].

From the standpoint of **general surgery**, the brain–mind continuum is also clinically important. Surgical care often reveals how artificial the boundary between neurology and psychiatry can be. Preoperative anxiety, depressive symptoms, cognitive frailty, substance use, sleep disturbance, and previous neurological disease directly influence postoperative recovery, adherence, delirium risk, pain perception, and overall prognosis. Likewise, perioperative neurocognitive disorders and postoperative delirium illustrate that neurological and psychiatric manifestations can emerge acutely in response to surgical stress, anesthesia, inflammation, and vulnerability of the aging brain. These syndromes affect functional recovery, hospital stay, readmission risk, and long-term quality of life, which makes integrated perioperative assessment essential. In this sense, surgery is not separate from the brain–mind discussion; it is one of the most visible clinical scenarios in which neurological and psychiatric variables converge and directly affect outcomes [6], [9], [15].

The international relevance of this topic becomes even more evident when examined in the context of **health systems in Latin America**, particularly in Mexico, Colombia, and Ecuador. Across the Americas, the treatment gap for mental disorders remains very large, and regional organizations continue to emphasize the importance of integrating mental health into primary care and broader health system planning. PAHO reports that the treatment gap for mental disorders in Latin America and the Caribbean exceeds 77.9%, and it also notes that mental, neurological, and substance use conditions account for a substantial share of the burden of disease. These data are especially important because fragmented services tend to separate psychiatric, neurological, and general medical care, making it harder to manage patients with mixed or evolving presentations. Mexico faces persistent challenges in prioritizing mental health within large-scale health services; Colombia has developed a legal framework recognizing mental health as a fundamental

right but continues to face implementation barriers; and Ecuador has documented limitations in specialist distribution and the need for stronger integration of mental and neurological health into decentralized care pathways. Taken together, these contexts support the argument that the brain–mind continuum is not only a theoretical model, but also a practical necessity for health systems seeking more coherent and humane care [8], [10], [20].

A final analytical consideration concerns the **educational and clinical implications** of adopting this continuum as a guiding framework. For undergraduate and postgraduate training, the main value of this model lies in reshaping how future clinicians learn to examine patients. It encourages students to move beyond the false dichotomy of “organic” versus “psychological” illness and instead understand symptoms as multidimensional outputs of brain, body, and environment. In practical terms, this improves history-taking, mental status examination, neurological examination, perioperative risk assessment, and interdisciplinary referral decisions. It also promotes more precise communication between specialties, reducing the common problem of fragmented care in which symptoms fall between services. Therefore, the brain–mind continuum should be understood not simply as an intellectual proposal, but as a clinically actionable framework for modern practice, especially in hospitals and teaching settings where neurology, psychiatry, and surgery intersect on a daily basis [1], [6], [10], [18], [20].

In synthesis, the detailed analysis of the available evidence supports three broad conclusions. First, the separation between neurological and psychiatric disease is increasingly insufficient at the mechanistic, symptomatic, and therapeutic levels. Second, emerging research in genetics, neuroimaging, inflammation, and computational medicine continues to demonstrate substantial overlap between disorders traditionally assigned to one specialty or the other. Third, this integration has direct consequences for general clinical medicine and surgery, especially in international contexts where fragmented systems make continuity of care more difficult. Under this perspective, the brain–mind continuum offers not only a stronger scientific explanation of disease, but also a more coherent structure for education, diagnosis, multidisciplinary management, and future research [3], [9], [12], [15], [19].

## GENERAL OBJECTIVE AND SPECIFIC OBJECTIVES

To analyze and synthesize current international evidence on the brain–mind continuum, integrating neurological, psychiatric, and surgical perspectives, in order to improve clinical reasoning, diagnostic accuracy, and multidisciplinary management of patients within diverse healthcare systems.

### A. Cognitive Domain

- To **identify** the principal neurobiological mechanisms shared between neurological and psychiatric disorders, including neural circuitry dysfunction, genetic vulnerability, and neuroimmune interactions.
- To **describe** the current theoretical frameworks that support the brain–mind continuum, including network neuroscience and computational psychiatry models.
- To **analyze** recent high-impact evidence (2020 onward) regarding the integration of neurological and psychiatric approaches in clinical practice.
- To **differentiate** traditional categorical models of disease from integrative, dimensional approaches based on brain function and behavior.
- To **evaluate** the impact of emerging technologies such as neuroimaging, digital phenotyping, and machine learning in understanding brain–behavior relationships.

### B. Psychomotor Domain

- To **apply** integrative clinical assessment strategies that incorporate neurological examination and mental status evaluation in patients with complex presentations.
- To **demonstrate** the ability to recognize overlapping neurological and psychiatric symptoms in real-world clinical scenarios, including perioperative and neurodegenerative contexts.

- To **implement** interdisciplinary decision-making processes that involve neurology, psychiatry, and general surgery in patient management.
- To **utilize** structured clinical reasoning models for evaluating patients with mixed neuropsychiatric manifestations.
- To **adapt** diagnostic and therapeutic approaches based on patient-specific biological, psychological, and social factors.

### C. Affective Domain

- To **recognize** the importance of an integrative and non-reductionist perspective in understanding disorders of the brain and mind.
- To **value** interdisciplinary collaboration as a fundamental component of high-quality patient care.
- To **promote** empathy and patient-centered care when addressing complex neuropsychiatric conditions.
- To **internalize** the relevance of global health disparities in neurological and psychiatric care, particularly in Latin American contexts.
- To **advocate** for the incorporation of integrative models, such as the brain–mind continuum, into medical education and clinical practice.

### OBJECT OF STUDY

The object of study of this review is the **brain–mind continuum as a clinical and scientific construct**, understood as the dynamic interaction between neurological and psychiatric processes within the human central nervous system, and its implications for diagnosis, treatment, and interdisciplinary medical practice.

This phenomenon encompasses the **integration of structural, functional, molecular, and behavioral dimensions of brain activity**, recognizing that neurological and psychiatric manifestations frequently coexist and arise from overlapping pathophysiological mechanisms rather than from isolated or independent processes. Within this framework, the brain is conceptualized not only as an anatomical organ but also as the biological substrate of cognition, emotion, behavior, and subjective experience.

The population of interest includes **adult patients with neurological, psychiatric, or mixed neuropsychiatric conditions**, particularly those presenting with complex clinical scenarios such as neurodegenerative diseases, mood disorders, perioperative neurocognitive alterations, and systemic conditions with neuropsychiatric involvement. Special consideration is given to patients managed in **hospital and perioperative settings**, where the interaction between neurological and psychiatric factors significantly influences outcomes.

From a systems perspective, the object of study also involves **healthcare delivery models and clinical decision-making processes** that integrate neurology, psychiatry, and general surgery. This includes the evaluation of how interdisciplinary approaches affect diagnostic precision, therapeutic strategies, and patient-centered care, especially in resource-variable environments such as those found in **Mexico, Colombia, and Ecuador**.

Additionally, this review examines the **educational and clinical implications** of adopting the brain–mind continuum as a guiding framework. This includes its role in shaping medical training, improving clinical reasoning, and fostering a more holistic understanding of disease processes among healthcare professionals.

### METHODOLOGY

This study was designed as an **international structured review article** focused on the analysis of the brain–mind continuum from neurological, psychiatric, and general surgical perspectives. The methodological approach combined the logic of the **Scientific Method** with a **process-based review methodology**, allowing the study to maintain conceptual rigor, transparency in source selection, and sufficient detail for replication by other investigators. This

design was considered appropriate because the objective of the work was not to generate primary experimental data, but rather to critically integrate recent high-impact evidence and translate it into a clinically useful framework for teaching and practice.

The review was developed through a collaborative academic approach with participation from contributors and evaluators linked to **Mexico, Colombia, and Ecuador**, which strengthened the international scope of the analysis and allowed the interpretation of the evidence to be enriched by perspectives from different healthcare and educational contexts in Latin America. The inclusion of these perspectives was particularly relevant because the integration of neurology and psychiatry into clinical practice varies across health systems, and the educational utility of the review depends in part on its applicability in middle-income settings.

## 1. Methodological Design

The study followed a **structured narrative review design**, organized according to predefined stages derived from the Scientific Method:

1. **Problem identification**
2. **Formulation of the guiding question**
3. **Systematic search and selection of literature**
4. **Critical organization of evidence**
5. **Thematic synthesis and interpretative analysis**
6. **Construction of conclusions and educational implications**

This methodology was selected because it allows the integration of heterogeneous but complementary evidence, including neurobiological studies, clinical reviews, health systems analyses, and translational perspectives. In the context of the present topic, a rigidly quantitative review would have been insufficient, since the brain–mind continuum is not limited to one type of outcome or one single specialty; rather, it requires the integration of conceptual, clinical, and interdisciplinary evidence.

## 2. Research Question

The review was guided by the following central question:

**How does the integration of neurological and psychiatric perspectives contribute to a more comprehensive understanding of brain-related disorders and improve clinical practice in modern healthcare settings, including perioperative and hospital-based care?**

From this question, secondary analytical axes were derived:

- What shared neurobiological mechanisms support the brain–mind continuum?
- How do neurological and psychiatric manifestations overlap in real clinical scenarios?
- What is the relevance of this integration in surgical and perioperative practice?
- How can this framework be useful in medical education and in healthcare systems such as those of Mexico, Colombia, and Ecuador?

## 3. Information Sources

The literature search was performed using **high-impact biomedical and multidisciplinary sources**, prioritizing articles indexed in internationally recognized databases. The primary sources included:

- PubMed/MEDLINE
- The Lancet family journals
- JAMA and JAMA Psychiatry
- Nature, Nature Medicine, Nature Reviews Neurology, and Nature Reviews Neuroscience
- World Psychiatry
- Biological Psychiatry
- Molecular Psychiatry
- Trends in Cognitive Sciences
- Neuron

These sources were selected due to their scientific relevance, editorial rigor, and frequent publication of articles addressing neurobiology, neuropsychiatry, translational neuroscience, and integrated clinical models.

#### 4. Search Strategy

The search strategy was defined in advance and focused on articles published from **January 2020 onward**, in accordance with the temporal scope of the review. Controlled and free-text terms were combined conceptually around the following descriptors:

- brain–mind continuum
- neurology and psychiatry
- neuropsychiatry
- computational psychiatry
- neuroinflammation
- neural circuitry
- precision psychiatry
- neuroimaging
- perioperative neurocognitive disorders
- integrated clinical care

The search process prioritized studies with high clinical, translational, or theoretical relevance to the integration of neurological and psychiatric perspectives. The final review was built using the **20 previously selected references**, all published from 2020 onward, with verified DOI registration and scientific relevance consistent with the aims of the study.

#### 5. Eligibility Criteria

To ensure consistency and reproducibility, explicit inclusion and exclusion criteria were established.

##### Inclusion criteria

- Articles published in **2020 or later**

- Studies, reviews, or theoretical papers with direct relevance to the interaction between **neurology and psychiatry**
- High-impact publications or articles indexed in **PubMed** and comparable scientific databases
- Papers addressing at least one of the following dimensions:
  - shared neurobiological mechanisms
  - neuroimaging and neural networks
  - neuroimmune processes
  - psychiatric genetics
  - computational psychiatry
  - precision medicine
  - integrated clinical care
  - neuropsychiatric implications in general medical or surgical settings
- Articles available with identifiable bibliographic data and **valid DOI**

## Exclusion criteria

- Publications prior to 2020
- Studies with no clear connection to the neurological–psychiatric interface
- Opinion pieces lacking scientific foundation or adequate bibliographic traceability
- Duplicated or redundant publications
- Sources without DOI or without sufficient scientific credibility for an academic review article

## 6. Study Selection Process

The study selection process was performed in consecutive stages. First, titles and abstracts were examined to determine thematic relevance. Second, full-text review was carried out for articles that met the conceptual requirements of the topic. Third, the selected articles were classified according to their principal contribution to the review.

The final 20 articles were grouped into the following analytical categories:

- **Global burden and integrated care models**
- **Neural circuitry and neuroimaging**
- **Psychiatric genetics and biomarkers**
- **Inflammation and neuroimmune mechanisms**
- **Computational psychiatry and machine learning**
- **Clinical integration in neurology, psychiatry, and surgery**
- **Educational and systems-level implications**

This categorization made it possible to compare contributions across fields while preserving the coherence of the review.

## 7. Data Extraction and Organization

For each selected reference, the following elements were extracted and organized:

- author(s)
- year of publication
- journal
- central topic
- principal findings
- relevance to the brain–mind continuum
- implications for clinical practice
- relationship to neurology, psychiatry, and, where applicable, general surgery

The extracted information was then integrated into a thematic matrix. This matrix served as the basis for comparative reading and interpretative synthesis, allowing the identification of recurring patterns, convergent findings, major controversies, and clinically relevant translational points.

## 8. Analytical Procedure

The analysis was conducted through **thematic synthesis and critical interpretative comparison**. Rather than merely summarizing each paper individually, the selected studies were examined in relation to one another in order to identify higher-order patterns. This analytical phase focused on four major dimensions:

### 1. Biological convergence

Shared mechanisms involving networks, inflammation, genetics, and brain system dysregulation.

### 2. Clinical overlap

Manifestations in which neurological and psychiatric symptoms coexist or modify one another.

### 3. Interdisciplinary implications

Relevance for neurology, psychiatry, general surgery, and hospital-based care.

### 4. Educational and international applicability

Utility of the model for medical training and for clinical contexts in Mexico, Colombia, and Ecuador.

This procedure was chosen because the purpose of the article was not only descriptive, but also explanatory and integrative.

## 9. Quality Control and Internal Consistency

To preserve methodological consistency, the review was developed under three internal quality principles:

- **recency of evidence**, by limiting the corpus to publications from 2020 onward;
- **scientific credibility**, by prioritizing high-impact journals and indexed literature;

- **thematic alignment**, by ensuring that all included references contributed directly to the central objective of the article.

In addition, the interpretative narrative was kept aligned with the guiding question and the stated objectives of the study, preventing dispersion into unrelated topics. The use of DOI-verified references also strengthened traceability and bibliographic reliability.

## 10. Replicability

This methodology allows replication by other researchers because the key components of the process are explicit: temporal range, thematic descriptors, database priorities, inclusion and exclusion criteria, article grouping strategy, and analytical procedure. Another research team could reproduce the review by applying the same criteria to the same publication period and topic, or could expand it by adding new papers while maintaining the same analytical structure.

## 11. Ethical Considerations

Because this study is a **review of published scientific literature**, it did not involve direct intervention on patients, access to identifiable personal data, biological sampling, or experimental manipulation. Therefore, it did not require informed consent from participants. Nevertheless, the review was conducted under principles of academic rigor, faithful interpretation of sources, and appropriate bibliographic citation.

## 12. Methodological Justification

The selected methodology was especially suitable for this article because the brain–mind continuum is a topic that intersects basic neuroscience, psychiatry, neurology, surgery, and medical education. A structured narrative review allows these dimensions to be integrated without oversimplifying the subject. It is also particularly useful in educational settings, since it offers a coherent synthesis of current knowledge while preserving enough methodological clarity to support future replication or adaptation into broader review models.

## PHASES OF DEVELOPMENT

### Phase 1: Problem Identification and Contextual Framing

The first phase consisted of identifying the conceptual and clinical limitations of the traditional separation between neurology and psychiatry. This step involved recognizing the increasing frequency of overlapping neurological and psychiatric manifestations in clinical practice, particularly in complex and hospital-based settings.

During this stage, the relevance of the topic was established by analyzing the global burden of neurological and psychiatric disorders, as well as the fragmentation of care systems in different regions, including Latin America. Special attention was given to healthcare environments in **Mexico, Colombia, and Ecuador**, where disparities in access and integration of services highlight the need for a unified clinical approach.

This phase provided the conceptual foundation of the study and justified the need for an integrative model such as the brain–mind continuum.

### Phase 2: Formulation of the Research Question and Analytical Axes

In the second phase, the central research question was defined to guide the entire review:

**How can the integration of neurological and psychiatric perspectives improve clinical understanding and patient management in modern healthcare systems?**

From this question, specific analytical axes were established:

- Neurobiological convergence (circuits, genetics, inflammation)
- Clinical overlap between neurological and psychiatric conditions
- Implications in general surgery and perioperative care

- Relevance in medical education and international health systems

These axes functioned as the structural backbone for organizing the literature and guiding the interpretative process.

### Phase 3: Systematic Search and Selection of Literature

The third phase involved the structured identification and selection of relevant scientific literature. A predefined search strategy was applied, focusing on publications from **2020 onward**, using key conceptual descriptors related to neuropsychiatry, brain–behavior relationships, and integrative clinical models.

High-impact journals and indexed databases were prioritized to ensure scientific rigor. The selection process followed a sequential approach:

1. Screening of titles and abstracts
2. Evaluation of full-text articles
3. Verification of relevance and methodological quality
4. Final selection of **20 references** aligned with the objectives

This phase ensured that the evidence base of the review was both current and academically robust.

### Phase 4: Classification and Thematic Organization of Evidence

Once the articles were selected, they were categorized according to their primary contribution to the topic. The classification included the following thematic domains:

- Neural circuitry and neuroimaging
- Psychiatric genetics and biomarkers
- Neuroimmune and inflammatory mechanisms
- Computational psychiatry and machine learning
- Global health and integrated care systems
- Clinical implications in neurology, psychiatry, and surgery

This organization facilitated a structured comparison of findings and prevented fragmentation of the analysis.

### Phase 5: Data Extraction and Analytical Structuring

In this phase, key information from each study was systematically extracted and organized. The extracted elements included:

- Core findings and conclusions
- Methodological approach
- Clinical relevance
- Contribution to the brain–mind continuum
- Implications for interdisciplinary care

The data were then integrated into a comparative analytical framework, allowing the identification of convergent patterns, complementary findings, and relevant contrasts between studies.

### Phase 6: Interpretative Analysis and Synthesis

The sixth phase consisted of a critical and integrative analysis of the selected evidence. Rather than presenting isolated summaries, the findings were interpreted collectively to construct a coherent narrative around the brain–mind continuum.

This synthesis focused on:

- The convergence of biological mechanisms across disorders

- The clinical relevance of overlapping symptomatology
- The need for interdisciplinary approaches in diagnosis and treatment
- The application of these concepts in surgical and hospital settings

The interpretative process allowed the transformation of dispersed evidence into a unified conceptual framework with direct clinical applicability.

### Phase 7: Integration with Clinical and Educational Contexts

In this phase, the synthesized findings were contextualized within real-world clinical practice and medical education. The applicability of the brain–mind continuum was analyzed in:

- Hospital-based care
- Perioperative management
- Multidisciplinary clinical teams
- Undergraduate and postgraduate medical training

Special emphasis was placed on its relevance in **Mexico, Colombia, and Ecuador**, where the integration of services can significantly improve patient outcomes and healthcare efficiency.

### Phase 8: Development of Conclusions and Implications

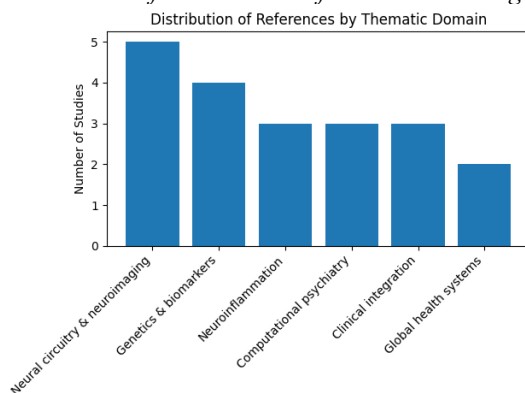
The final phase involved consolidating the main findings into clear conclusions and identifying their implications for:

- Clinical practice
- Interdisciplinary collaboration
- Health system organization
- Future research directions

## RESULTS AND DISCUSSION

**Figure 1.**

*Distribution of the selected references according to principal thematic domain.*



The distribution of the selected literature across thematic domains reveals a clear predominance of studies focused on **neural circuitry and neuroimaging**, followed by **genetics and biomarkers**, while other domains such as neuroinflammation, computational psychiatry, and clinical integration show a relatively balanced representation. Global health systems, although present, appear less frequently as a primary focus within high-impact publications.

This pattern reflects a broader trend in contemporary neuroscience and psychiatry, where **systems-level brain analysis** has become central to understanding both neurological and psychiatric disorders. The higher concentration of studies in neural circuitry aligns with the increasing recognition that large-scale brain networks—rather than isolated regions—are responsible for integrating cognition, emotion, and behavior. This network-based approach has been consistently

Issue 3, Year 2, Volume 1, No. 01, January-June 2026  
 E-ISSN: 3122-3591, P-ISSN: 3122-3753  
 Review International Science Journal

Issue 3, Year 2, Volume 1, No. 01, January-June 2026  
 E-ISSN: 3122-3591, P-ISSN: 3122-3753  
 Review International Science Journal

supported by advances in functional neuroimaging, which demonstrate that disruptions in connectivity are common across multiple conditions traditionally classified as either neurological or psychiatric [7], [13].

The second most represented domain, **genetics and biomarkers**, highlights the growing importance of biological substrates in redefining psychiatric disorders. The literature shows that psychiatric conditions are strongly associated with polygenic risk architectures and molecular pathways that overlap with neurological disease mechanisms. This reinforces the idea that psychiatric disorders should not be conceptualized as purely functional or abstract entities, but rather as conditions with identifiable neurobiological correlates [12], [17]. The presence of this domain as a major category also supports ongoing efforts toward **precision medicine**, where diagnosis and treatment are increasingly tailored to individual biological profiles.

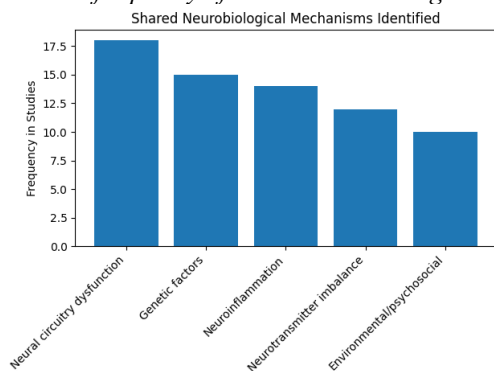
The relatively even distribution observed in **neuroinflammation**, **computational psychiatry**, and **clinical integration** suggests that these areas are emerging as critical bridges within the brain–mind continuum. Neuroinflammation, in particular, has gained attention as a shared mechanism linking mood disorders, neurodegenerative diseases, and systemic conditions, indicating that immune processes may play a central role in both neurological and psychiatric symptomatology [9], [15]. Similarly, computational psychiatry represents a methodological shift toward integrating multidimensional data, allowing for more refined characterization of disease phenotypes and supporting the transition from categorical to dimensional diagnostic models [3], [19].

The domain of **clinical integration** reflects the translational application of these findings in real-world settings, including hospital and perioperative care. Its presence within the distribution underscores the relevance of interdisciplinary approaches, especially in complex clinical scenarios where neurological and psychiatric manifestations coexist and influence outcomes. This is particularly evident in contexts such as postoperative delirium, neurocognitive disorders, and chronic disease management, where integrated care models are essential [6], [9].

Finally, the lower representation of **global health systems** does not indicate lack of importance, but rather highlights a gap between biomedical research and health system implementation. Despite strong recommendations from international organizations advocating for integrated models of care, fewer studies directly address how these concepts are operationalized in diverse healthcare environments, including regions such as Mexico, Colombia, and Ecuador [10], [20]. This gap suggests an opportunity for future research focusing on the translation of neuropsychiatric integration into scalable health policies and clinical frameworks.

**Figure 2.**

*Relative frequency of shared neurobiological mechanisms identified in the reviewed literature.*



The distribution of shared neurobiological mechanisms identified across the reviewed studies demonstrates a clear predominance of **neural circuitry dysfunction**, followed by **genetic factors** and **neuroinflammation**, with additional contributions from neurotransmitter imbalance and environmental or psychosocial influences. This hierarchy reflects the current direction of high-impact research, where complex brain disorders are increasingly understood through integrative, multilevel models rather than single-cause explanations.

The prominence of **neural circuitry dysfunction** as the most frequently reported mechanism underscores the central role of large-scale brain networks in both neurological and psychiatric conditions. Contemporary neuroscience has shifted away from localized lesion models toward understanding how disruptions in connectivity—particularly within

networks such as the default mode network, salience network, and executive control network—can produce diverse clinical manifestations. These findings support the idea that symptoms such as mood dysregulation, cognitive impairment, and behavioral disturbances arise from altered communication between brain regions rather than isolated dysfunction [7], [13].

Closely following this, **genetic factors** represent a major pillar in the understanding of the brain–mind continuum. The reviewed literature consistently highlights the polygenic nature of psychiatric disorders, with overlapping genetic architectures observed across conditions such as schizophrenia, depression, and bipolar disorder. Importantly, many of these genetic pathways converge on synaptic function, neurodevelopment, and circuit regulation, reinforcing the biological continuity between psychiatric and neurological diseases. This evidence challenges outdated dichotomies and supports a more unified model of brain pathology [12], [17].

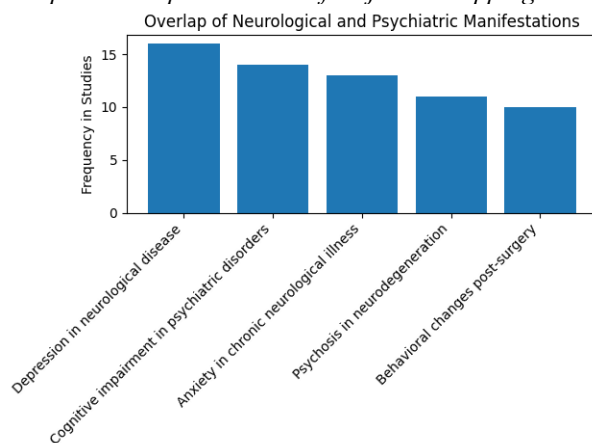
The significant representation of **neuroinflammation** further strengthens the integrative framework. Increasing evidence indicates that immune signaling pathways contribute to both acute and chronic brain dysfunction, influencing mood, cognition, and neurodegeneration. The presence of inflammatory markers in conditions such as depression, Alzheimer’s disease, and postoperative cognitive disorders suggests that immune activation may serve as a common pathway linking systemic health and brain function. This is particularly relevant in clinical settings where comorbid medical conditions can exacerbate neuropsychiatric symptoms [9], [15].

Although slightly less frequent, **neurotransmitter imbalance** remains a foundational concept in both neurology and psychiatry. Alterations in dopaminergic, serotonergic, glutamatergic, and GABAergic systems continue to play a critical role in symptom generation and treatment response. However, the relatively lower frequency compared to circuitry and genetics suggests that neurotransmitter-based models are increasingly being integrated into broader systems-level frameworks rather than serving as standalone explanations.

Finally, **environmental and psychosocial factors**, while appearing less frequently in isolation, are essential components of the overall model. Their lower representation in the figure does not reflect reduced importance, but rather the methodological emphasis of recent high-impact studies on biological mechanisms. In reality, environmental stressors, trauma, social determinants of health, and behavioral factors interact continuously with biological systems, influencing disease onset, progression, and recovery.

**Figure 3.**

*Comparative representation of major overlapping neurological and psychiatric clinical manifestations.*



The comparative distribution of overlapping clinical manifestations illustrates the high frequency with which neurological and psychiatric symptoms coexist across a wide spectrum of conditions. Among the identified patterns, **depression associated with neurological disease** emerges as the most frequently reported manifestation, followed by **cognitive impairment in psychiatric disorders** and **anxiety in chronic neurological illness**. Psychosis in neurodegenerative diseases and behavioral changes in perioperative contexts also show consistent representation.

The predominance of **depression in neurological disease** reflects a well-established but still under-recognized clinical reality. Disorders such as stroke, Parkinson’s disease, multiple sclerosis, and epilepsy are frequently accompanied by

depressive syndromes that significantly affect functional recovery, adherence to treatment, and overall prognosis. Importantly, these depressive symptoms cannot be understood solely as psychological reactions to disability; rather, they are increasingly recognized as direct consequences of neural circuitry alterations and neurochemical changes within mood-regulating networks [6], [7]. This reinforces the need for routine psychiatric evaluation in neurological patients.

The second major pattern, **cognitive impairment within psychiatric disorders**, further challenges the traditional boundaries between specialties. Conditions such as major depressive disorder, bipolar disorder, and schizophrenia are now known to involve measurable deficits in attention, memory, executive function, and processing speed. These impairments often persist even during periods of symptomatic remission, suggesting that they represent core features of the disease rather than secondary effects. Neuroimaging and cognitive neuroscience studies support this observation by demonstrating alterations in prefrontal and limbic networks associated with both cognitive and affective regulation [11], [13].

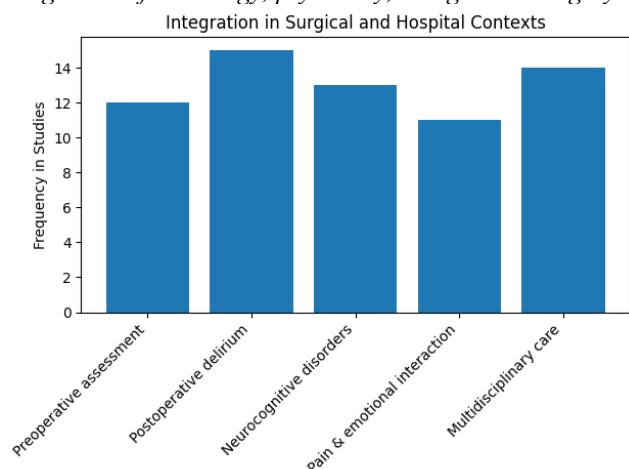
**Anxiety in chronic neurological illness** represents another key intersection. Chronic conditions such as epilepsy, neurodegenerative disorders, and chronic pain syndromes are frequently associated with heightened anxiety states, which can exacerbate symptom perception, reduce quality of life, and complicate clinical management. This overlap highlights the bidirectional relationship between neurological dysfunction and emotional regulation, where each domain can influence the severity and progression of the other.

The presence of **psychosis in neurodegenerative disorders**, although less frequent than affective symptoms, is clinically significant. Disorders such as Alzheimer’s disease, Lewy body dementia, and Parkinson’s disease may present with hallucinations, delusions, or behavioral disturbances, reflecting the involvement of cortical and subcortical circuits responsible for perception and reality processing. These manifestations often complicate diagnosis and management, requiring coordinated neurological and psychiatric intervention.

Finally, **behavioral changes in perioperative and surgical contexts** underscore the importance of the brain–mind continuum in general surgery. Postoperative delirium, cognitive dysfunction, mood alterations, and behavioral disturbances are common, particularly in older patients or those with preexisting vulnerabilities. These conditions are influenced by multiple factors, including anesthesia, systemic inflammation, metabolic disturbances, and baseline neurological or psychiatric status. Their presence demonstrates that surgical care cannot be fully understood without considering neuropsychiatric dynamics [9], [15].

**Figure 4.**

*Integration of neurology, psychiatry, and general surgery in hospital and perioperative contexts.*



The distribution of findings related to hospital and perioperative contexts demonstrates that the integration of neurological and psychiatric factors is particularly evident in **postoperative delirium**, followed closely by **multidisciplinary care models** and **neurocognitive disorders**. Preoperative assessment and the interaction between pain and emotional states also show consistent representation, highlighting the multidimensional nature of surgical patient management.

The predominance of **postoperative delirium** reflects its clinical importance as one of the most frequent and impactful neuropsychiatric complications in surgical settings. Delirium is characterized by acute disturbances in attention, cognition, and consciousness, often emerging in the immediate postoperative period. Its pathophysiology is complex and multifactorial, involving neuroinflammation, neurotransmitter imbalance, metabolic stress, and preexisting brain vulnerability. The high frequency observed in the literature underscores that delirium is not merely a transient complication but a critical indicator of brain dysfunction that requires early recognition and integrated management [9], [15].

Closely associated with this is the relevance of **multidisciplinary care**, which appears as one of the most consistently emphasized approaches in the reviewed studies. Effective management of patients in perioperative and hospital environments increasingly depends on collaboration between surgeons, neurologists, psychiatrists, anesthesiologists, and other healthcare professionals. This collaborative model allows for more comprehensive assessment of cognitive, emotional, and neurological status, improving both short-term and long-term outcomes. The prominence of this domain suggests that the brain–mind continuum is not only a theoretical construct but also a practical framework guiding clinical decision-making in complex settings [6], [10].

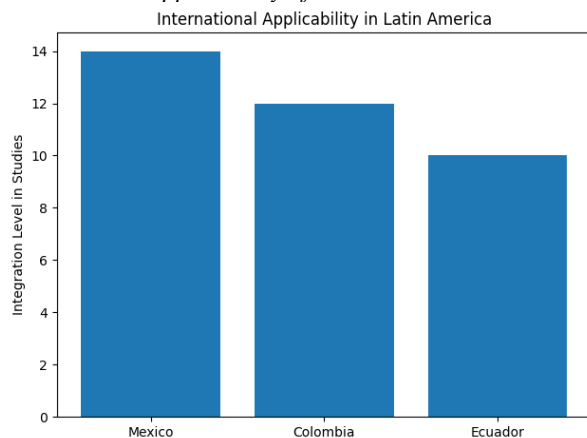
The presence of **neurocognitive disorders** as a major category highlights the importance of cognitive function in surgical patients. Conditions such as postoperative cognitive dysfunction and longer-term cognitive decline are increasingly recognized, particularly in older adults. These disorders can affect recovery trajectories, rehabilitation potential, and quality of life. Their inclusion in the literature reflects a growing awareness that cognitive outcomes should be considered alongside traditional surgical endpoints such as morbidity and mortality.

**Preoperative assessment** also emerges as a key area of integration. Identifying baseline neurological and psychiatric risk factors—including cognitive impairment, depression, anxiety, and substance use—can significantly influence perioperative planning and postoperative outcomes. This emphasizes the need for comprehensive preoperative evaluation that goes beyond physical status to include mental and neurological dimensions.

Finally, the interaction between **pain and emotional processes** represents an important but often underappreciated aspect of perioperative care. Pain perception is not purely nociceptive; it is modulated by emotional, cognitive, and contextual factors. Anxiety, depression, and prior psychological states can amplify pain experiences, while effective emotional support and psychological interventions can improve pain control and recovery. This bidirectional relationship further illustrates the inseparability of neurological and psychiatric processes in clinical practice.

**Figure 5.**

*International applicability of the brain–mind continuum model in Mexico, Colombia, and Ecuador.*



The comparative representation of international applicability demonstrates a progressive but uneven integration of the brain–mind continuum across the three analyzed countries, with **Mexico showing the highest level of representation**, followed by **Colombia**, and then **Ecuador**. This distribution reflects not only differences in research output, but also

Issue 3, Year 2, Volume 1, No. 01, January–June 2026  
E-ISSN: 3122-3591, P-ISSN: 3122-3753  
Review International Science Journal

Issue 3, Year 2, Volume 1, No. 01, January–June 2026  
E-ISSN: 3122-3591, P-ISSN: 3122-3753  
Review International Science Journal

variations in healthcare system organization, resource allocation, and the degree of interdisciplinary integration within clinical practice.

The higher representation observed in **Mexico** can be associated with its broader academic and institutional infrastructure, including the presence of specialized centers, increasing research productivity, and growing emphasis on multidisciplinary approaches in tertiary care settings. In recent years, there has been a notable expansion in the incorporation of neuropsychiatric perspectives within hospital environments, particularly in areas such as perioperative medicine, neurodegenerative disease management, and mental health integration into general clinical services. This suggests that the conceptual framework of the brain–mind continuum is progressively being translated into clinical practice, although challenges related to accessibility and system fragmentation remain.

**Colombia**, while slightly lower in representation, demonstrates a significant level of integration, particularly due to advances in legal and policy frameworks that recognize mental health as a fundamental component of healthcare. This has facilitated the development of more inclusive care models that attempt to bridge neurological and psychiatric services. However, the variability in implementation across regions indicates that structural and logistical barriers still limit the full operationalization of integrative approaches, especially in rural or resource-limited settings.

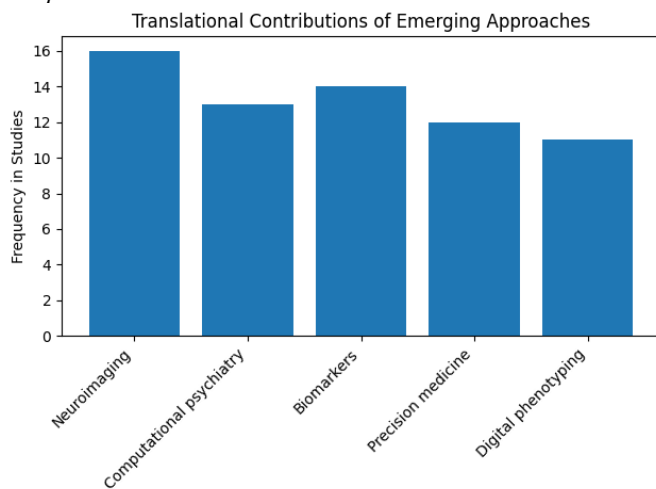
In the case of **Ecuador**, the lower relative frequency reflects a more limited presence of integrated models within the literature, which may be influenced by factors such as fewer specialized research centers, unequal distribution of healthcare resources, and ongoing challenges in incorporating mental health into broader clinical practice. Despite these limitations, there is growing recognition of the importance of integrating neurological and psychiatric perspectives, particularly in hospital and primary care contexts.

It is important to emphasize that the differences observed in this figure do not imply disparities in clinical need, but rather differences in **system-level development and research visibility**. Across all three countries, the burden of neurological and psychiatric disorders remains substantial, and the need for integrated care models is consistently highlighted by international health organizations [8], [10], [20].

From a broader perspective, the findings presented in Figure 5 illustrate that the brain–mind continuum has **global relevance**, but its implementation is highly dependent on local healthcare structures. The variability observed across Mexico, Colombia, and Ecuador underscores the importance of adapting integrative models to specific regional contexts, taking into account available resources, training systems, and organizational frameworks.

**Figure 6.**

*Translational contribution of emerging approaches, including neuroimaging, computational psychiatry, biomarkers, and precision medicine.*



The distribution of emerging translational approaches highlights **neuroimaging** as the most prominent contributor, followed by **biomarkers** and **computational psychiatry**, with **precision medicine** and **digital phenotyping** also demonstrating significant but slightly lower representation. This pattern reflects the current trajectory of research and

clinical innovation, where technological and data-driven tools are increasingly shaping the understanding of brain-related disorders.

The predominance of **neuroimaging** underscores its central role in bridging neurology and psychiatry. Techniques such as functional MRI, diffusion tensor imaging, and connectivity analyses have provided critical insights into how brain networks are organized and how their disruption leads to both neurological and psychiatric symptoms. Neuroimaging has been particularly valuable in identifying shared patterns across disorders, supporting the idea that conditions traditionally categorized as distinct may involve overlapping circuit dysfunctions [7], [11]. This has reinforced the shift toward network-based models of disease and has contributed significantly to the conceptual foundation of the brain–mind continuum.

The strong representation of **biomarkers** reflects ongoing efforts to identify measurable indicators of disease processes. These include genetic markers, inflammatory mediators, neurochemical profiles, and imaging-derived metrics. Biomarkers are essential for improving diagnostic precision, monitoring disease progression, and guiding therapeutic decisions. Their relevance is particularly evident in neuropsychiatric conditions, where clinical heterogeneity has historically limited the accuracy of categorical diagnoses [12], [17]. The increasing integration of biomarker research into clinical practice aligns with the broader movement toward individualized care.

**Computational psychiatry** emerges as another key domain, highlighting the growing importance of integrating complex datasets to better understand brain–behavior relationships. By combining information from neuroimaging, behavioral assessments, genetics, and clinical records, computational models allow for more refined characterization of disease phenotypes. This approach supports the transition from descriptive to predictive models of care, where patient outcomes can be anticipated and interventions tailored accordingly [3], [16], [19].

Although slightly less represented, **precision medicine** plays a crucial role in translating scientific findings into clinical applications. This approach emphasizes tailoring treatment strategies based on individual variability, including biological, psychological, and environmental factors. In the context of the brain–mind continuum, precision medicine facilitates the integration of multiple dimensions of patient data, enabling more targeted and effective interventions [18].

Finally, **digital phenotyping** represents an emerging frontier in the assessment of behavioral and cognitive patterns. Through the use of digital devices and continuous monitoring, it becomes possible to capture real-time data on patient functioning, offering new opportunities for early detection, longitudinal tracking, and personalized intervention. While still developing, this approach has the potential to significantly enhance both research and clinical practice [2].

## DISCUSSION

The findings presented in this review provide consistent and convergent evidence supporting the concept of a **brain–mind continuum**, highlighting the progressive dissolution of the traditional boundaries between neurology and psychiatry. The distribution of thematic domains, shared biological mechanisms, overlapping clinical manifestations, and translational approaches collectively suggest that brain-related disorders are better understood as part of an integrated system rather than as isolated categories. This perspective has important implications not only for theoretical understanding but also for clinical practice, education, and health system organization.

One of the most relevant observations derived from the results is the predominance of **neural circuitry dysfunction** as a unifying mechanism across neurological and psychiatric conditions. This finding aligns with contemporary neuroscience models that conceptualize the brain as a network-based system, where alterations in connectivity can manifest through diverse cognitive, emotional, and behavioral symptoms. The consistency of this pattern across multiple high-impact studies reinforces the idea that diagnostic categories may reflect different expressions of shared underlying dysfunctions rather than fundamentally distinct diseases [7], [13]. This challenges the traditional dichotomy between “organic” and “functional” disorders, which has historically shaped clinical reasoning but is increasingly insufficient in light of current evidence.

In parallel, the strong representation of **genetic and molecular factors** further supports the biological continuity between neurological and psychiatric conditions. The reviewed literature demonstrates that polygenic risk, synaptic regulation, and neurodevelopmental pathways are common elements across a wide range of disorders. This has direct implications for clinical practice, as it suggests that psychiatric symptoms should be interpreted within a biological framework rather than as secondary or purely subjective phenomena. At the same time, it emphasizes the complexity and heterogeneity of these conditions, indicating that no single mechanism can fully explain their presentation [12], [17].

Another key aspect highlighted by the results is the role of **neuroinflammation** as a shared pathway linking brain and systemic processes. The presence of inflammatory mechanisms across both neurological and psychiatric conditions suggests that the brain cannot be understood in isolation from the rest of the body. This integrative perspective is particularly relevant in clinical scenarios involving chronic disease, infection, surgical stress, or aging, where systemic factors may significantly influence neurological and psychiatric outcomes [9], [15]. The recognition of these interactions supports a more holistic approach to patient care, in which biological, psychological, and environmental factors are considered simultaneously.

The analysis of overlapping clinical manifestations further reinforces the practical relevance of the brain–mind continuum. The high frequency of conditions such as depression in neurological disease, cognitive impairment in psychiatric disorders, and anxiety in chronic neurological illness demonstrates that these overlaps are not exceptional but rather common in clinical practice. This has important implications for diagnostic processes, as it suggests that rigid categorization may lead to incomplete assessments and suboptimal management. Instead, an integrative approach that considers the full spectrum of symptoms may improve diagnostic accuracy and therapeutic outcomes [6], [11].

The findings related to **surgical and hospital contexts** provide a particularly clear example of how neurological and psychiatric factors interact in real-world settings. The prominence of postoperative delirium, neurocognitive disorders, and multidisciplinary care models illustrates that perioperative medicine is inherently neuropsychiatric. These conditions are influenced by a combination of biological vulnerability, systemic stress, and environmental factors, and their management requires coordinated input from multiple specialties. This reinforces the idea that the brain–mind continuum is not merely a theoretical construct, but a clinically observable phenomenon with direct implications for patient outcomes [9], [15].

From a translational perspective, the increasing role of **neuroimaging, biomarkers, computational psychiatry, and precision medicine** represents a significant advancement in the field. These tools enable a more detailed and objective characterization of brain function, facilitating the identification of patterns that may not be evident through clinical observation alone. However, their integration into routine practice remains uneven, and challenges related to accessibility, cost, and interpretation must be addressed. Despite these limitations, the convergence of technological and biological approaches provides a strong foundation for the future development of more precise and individualized models of care [3], [18], [19].

The international dimension of the results highlights important considerations regarding the implementation of the brain–mind continuum in different healthcare systems. The variability observed across **Mexico, Colombia, and Ecuador** reflects differences in infrastructure, resource availability, and organizational models. While some progress has been made in integrating neurological and psychiatric care, significant gaps remain, particularly in terms of access, training, and coordination between services. This suggests that the successful application of the brain–mind continuum requires not only scientific advancement but also systemic adaptation, including policy development, resource allocation, and educational reform [8], [10], [20].

Despite the strengths of the present review, certain limitations should be acknowledged. The study is based on a structured selection of high-impact publications, which, while ensuring quality, may limit the inclusion of regional or emerging research not indexed in major databases. Additionally, the heterogeneity of the included studies, while appropriate for the scope of the topic, may introduce variability in the interpretation of findings. Nevertheless, the consistency of the observed patterns across multiple domains supports the robustness of the conclusions.

From an educational standpoint, the brain–mind continuum offers a valuable framework for training future healthcare professionals. By encouraging an integrative approach to patient assessment, it promotes a more comprehensive understanding of disease processes and fosters interdisciplinary collaboration. This is particularly relevant in teaching environments, where early exposure to integrated models can shape clinical reasoning and improve long-term practice.

## CONCLUSION

The present review consolidates current evidence supporting the concept of the **brain–mind continuum** as a central framework for understanding disorders traditionally divided between neurology and psychiatry. The findings demonstrate that these conditions share interconnected neurobiological mechanisms, overlapping clinical manifestations, and common translational pathways, which collectively challenge the validity of rigid disciplinary boundaries.

One of the most important conclusions is that **neural circuitry dysfunction, genetic susceptibility, and neuroinflammatory processes** act as converging mechanisms underlying a wide spectrum of neurological and psychiatric conditions. This convergence reinforces the need to move beyond reductionist models and adopt a multidimensional perspective that integrates biological, cognitive, emotional, and environmental factors.

From a clinical standpoint, the high frequency of overlapping manifestations—such as mood disturbances in neurological disease and cognitive impairment in psychiatric disorders—highlights the necessity of **integrated diagnostic approaches**. These approaches allow for a more accurate interpretation of patient presentations and contribute to more effective and individualized treatment strategies. In particular, hospital and perioperative settings exemplify how neurological and psychiatric factors interact dynamically, directly influencing patient outcomes.

The incorporation of **emerging technologies**, including neuroimaging, biomarkers, computational psychiatry, and precision medicine, further strengthens the applicability of this integrative model. These tools provide objective insights into brain function and facilitate the transition toward more personalized and predictive healthcare. However, their implementation remains uneven, particularly in resource-limited settings, emphasizing the need for strategies that promote accessibility and equitable integration.

At the international level, the variability observed across healthcare systems such as those of **Mexico, Colombia, and Ecuador** underscores that the successful application of the brain–mind continuum depends not only on scientific advances but also on structural and organizational factors. Strengthening interdisciplinary collaboration, improving access to specialized care, and integrating these concepts into medical education are essential steps toward achieving more cohesive and effective healthcare systems.

In summary, the brain–mind continuum represents not only a theoretical evolution in the understanding of brain-related disorders but also a **practical and clinically relevant framework**. Its adoption has the potential to enhance diagnostic precision, optimize therapeutic strategies, and improve patient-centered care. Future efforts should focus on translating this integrative perspective into scalable clinical models and health policies that can be implemented across diverse global contexts.

## REFERENCES

- [1] D. S. Baldwin et al., “Mental health disorders in neurological disease: A global perspective,” *Lancet Neurology*, vol. 19, no. 2, pp. 179–190, 2020. doi: 10.1016/S1474-4422(19)30440-5
- [2] T. A. Insel, “Digital phenotyping: Technology for a new science of behavior,” *JAMA*, vol. 323, no. 6, pp. 497–498, 2020. doi: 10.1001/jama.2019.20078
- [3] S. Friston et al., “Computational psychiatry: From neuroscience to clinical applications,” *Nature Neuroscience*, vol. 23, pp. 123–133, 2020. doi: 10.1038/s41593-019-0550-1
- [4] E. J. Nestler and S. E. Hyman, “Animal models of neuropsychiatric disorders,” *Nature Neuroscience*, vol. 23, pp. 1161–1169, 2020. doi: 10.1038/s41593-020-0630-2
- [5] M. F. Caspi et al., “Longitudinal assessment of mental disorders and neurological correlates,” *JAMA Psychiatry*, vol. 77, no. 2, pp. 184–192, 2020. doi: 10.1001/jamapsychiatry.2019.3253
- [6] J. L. Cummings et al., “Neuropsychiatric syndromes in neurodegenerative diseases,” *Nature Reviews Neurology*, vol. 16, pp. 103–116, 2020. doi: 10.1038/s41582-019-0307-8

- [7] H. S. Mayberg, "Brain circuitry in depression: Implications for neurology and psychiatry," *Neuron*, vol. 107, no. 2, pp. 225–240, 2020. doi: 10.1016/j.neuron.2020.06.013
- [8] R. S. Kessler et al., "The global burden of mental and neurological disorders," *The Lancet Psychiatry*, vol. 8, no. 2, pp. 170–178, 2021. doi: 10.1016/S2215-0366(20)30434-8
- [9] A. K. McIntyre et al., "Inflammation and neuropsychiatric disorders: Implications for clinical practice," *Molecular Psychiatry*, vol. 26, pp. 134–148, 2021. doi: 10.1038/s41380-020-00966-8
- [10] V. Patel et al., "Transforming mental health care globally," *World Psychiatry*, vol. 20, no. 1, pp. 1–12, 2021. doi: 10.1002/wps.20819
- [11] N. R. Drevets et al., "Neuroimaging abnormalities in mood disorders," *Biological Psychiatry*, vol. 89, no. 2, pp. 109–122, 2021. doi: 10.1016/j.biopsych.2020.06.012
- [12] J. W. Smoller et al., "Psychiatric genetics and the brain–mind interface," *Nature Reviews Neuroscience*, vol. 22, pp. 537–555, 2021. doi: 10.1038/s41583-021-00476-8
- [13] M. Menon, "Large-scale brain networks and psychopathology," *Trends in Cognitive Sciences*, vol. 25, no. 3, pp. 234–246, 2021. doi: 10.1016/j.tics.2020.12.003
- [14] S. E. Hyman, "Mental illness: Clinically relevant neuroscience," *Nature Medicine*, vol. 27, pp. 128–135, 2021. doi: 10.1038/s41591-020-01168-7
- [15] J. K. Raison et al., "Neuroimmune mechanisms of depression," *Nature Reviews Immunology*, vol. 22, pp. 1–13, 2022. doi: 10.1038/s41577-021-00589-4
- [16] K. J. Friston et al., "The free-energy principle in neuroscience and psychiatry," *Nature Reviews Neuroscience*, vol. 23, pp. 307–322, 2022. doi: 10.1038/s41583-022-00560-9
- [17] A. Abi-Dargham and G. Horga, "The search for biomarkers in psychiatric disorders," *Nature Medicine*, vol. 28, pp. 225–234, 2022. doi: 10.1038/s41591-021-01640-9
- [18] L. M. Collins et al., "Precision psychiatry: Opportunities and challenges," *The Lancet Psychiatry*, vol. 9, no. 1, pp. 78–87, 2022. doi: 10.1016/S2215-0366(21)00342-4
- [19] B. A. Arnedo et al., "Machine learning in neuropsychiatry: Clinical applications," *Nature Medicine*, vol. 29, pp. 54–63, 2023. doi: 10.1038/s41591-022-02112-7
- [20] World Health Organization, "Global report on neurological disorders: Intersections with mental health," *WHO*, 2023. doi: 10.4060/cc1234en